



# ECONOMIC SUMMARY

## Brookings, SD | 2020 Report

### ECONOMIC INDICATORS | MONTHLY UPDATES

#### EMPLOYMENT

- Number of Workers
- Unemployment Rate
- Job Vacancies
- Historical Trends

#### CONSTRUCTION/ HOUSING

- Building Permits
- Construction Value
- Housing Market
- Historical Trends

#### SALES/CONSUMER SPENDING

- Taxable Sales
- Retail Taxable Sales
- Gross Receipts
- Historical Trends

#### CONSUMER TRAFFIC

Utilizes cell phone data to monitor consumer behavior trends within selected business categories

# EMPLOYMENT | MONTHLY UPDATES Brookings County



## UNEMPLOYMENT RATE

**BROOKINGS COUNTY - 3.5%**

**STATE - 3.2%**

**NATIONAL - 6.5%**

*December 2020*



## EMPLOYED WORKERS

**December 2020 - 18,681**

**Down 0.4% from 2019**



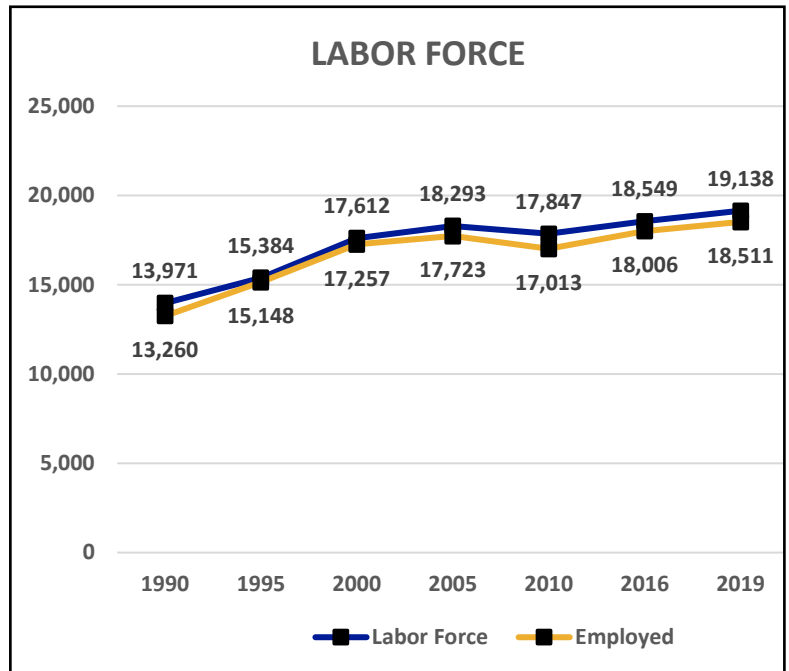
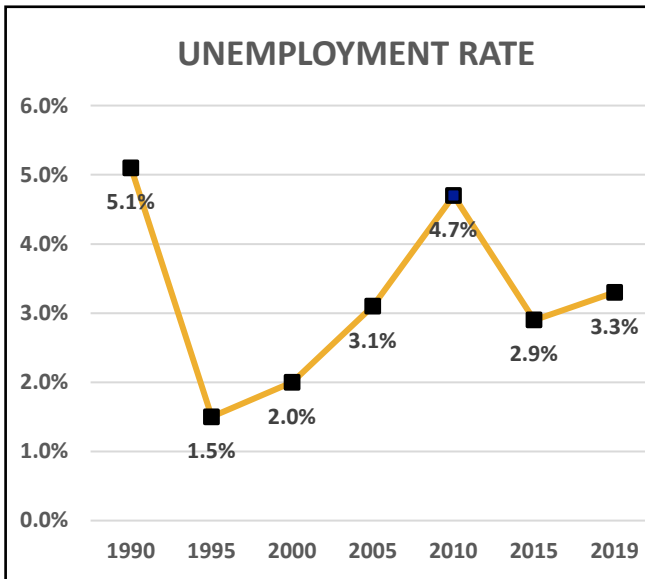
## JOB OPENINGS

**BROOKINGS COUNTY**

**TOTAL JOBS AVAILABLE: 811**

*Data from February 9, 2021*

# EMPLOYMENT | HISTORICAL TRENDS



*Source: S.D. Dept. of Labor*

# CONSTRUCTION & HOUSING | MONTHLY UPDATES

## Brookings City




### BUILDING PERMITS

RESIDENTIAL & COMMERCIAL

Through December 2020

**TOTAL: 768**

↑ Up 51.2% from 2019



### CONSTRUCTION VALUE

RESIDENTIAL & COMMERCIAL

Jan.-Dec., 2020

**TOTAL: \$50,856,336**

↑ Up 3.9% from 2019



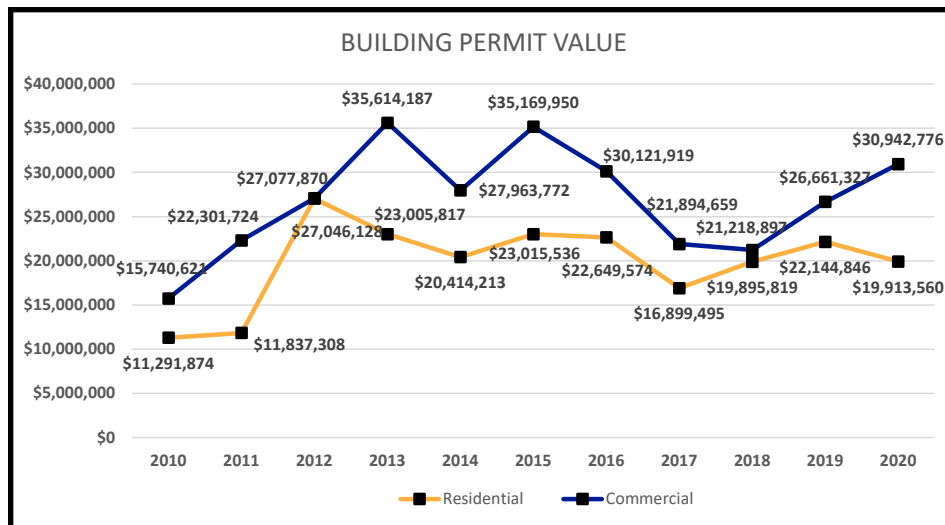
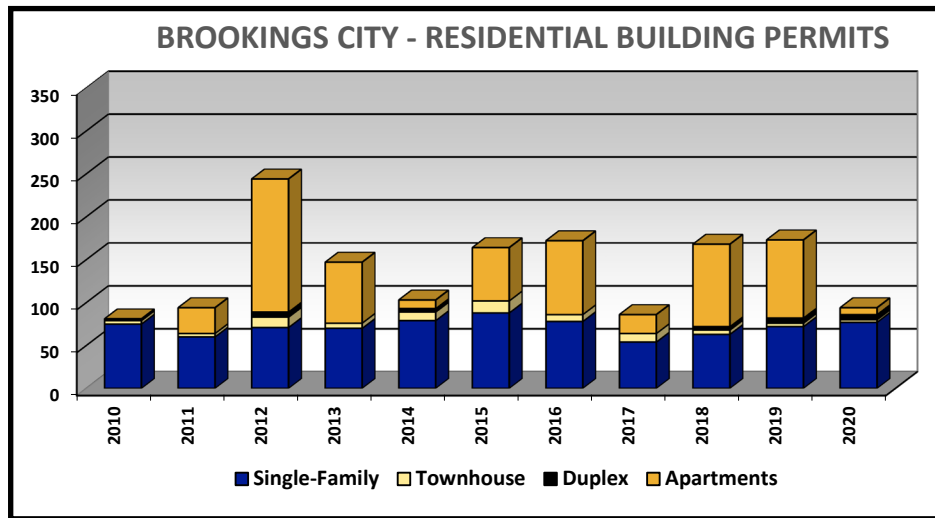
### HOUSING MARKET

City of Brookings  
**HOUSES FOR SALE**

Updated February 10, 2021

# TOTAL LISTINGS = 32

## CONSTRUCTION & HOUSING | HISTORICAL TRENDS



Sources: City of Brookings, Real Estate Listings

# SALES & CONSUMER SPENDING | MONTHLY UPDATES

## Taxable Sales - Brookings City



### TOTAL TAXABLE SALES

Tax Returns Filed  
Jan.-Dec. 2020  
**TOTAL = \$714,001,613**

↓ Down 0.6% from 2019



### RETAIL TAXABLE SALES

Tax Returns Filed  
Jan.-Dec. 2020  
**TOTAL = \$409,767,797**

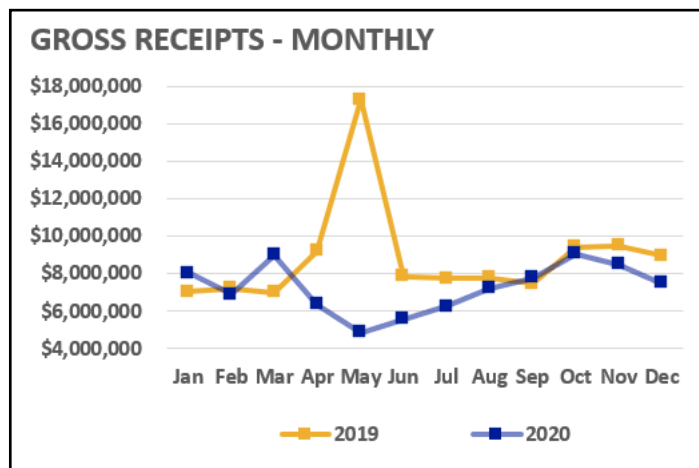
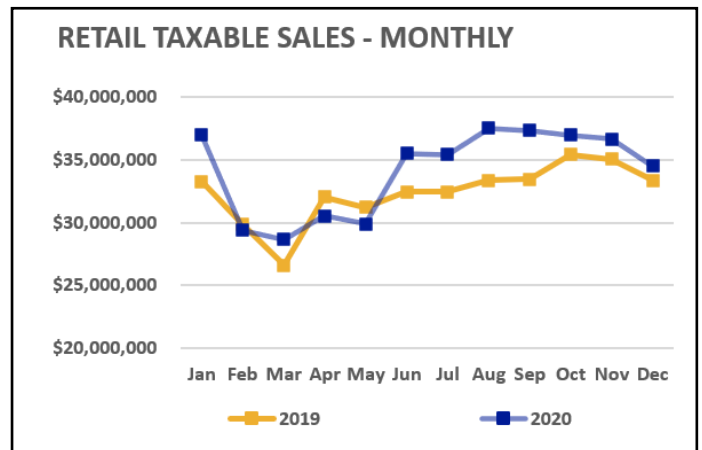
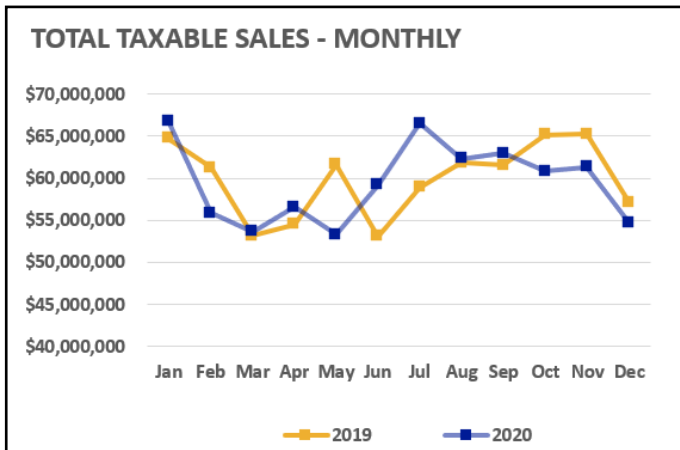
↑ Up 5.5% from 2019



### GROSS RECEIPTS

Tax Returns Filed  
Jan.-Dec. 2020  
**TOTAL = \$86,812,512**

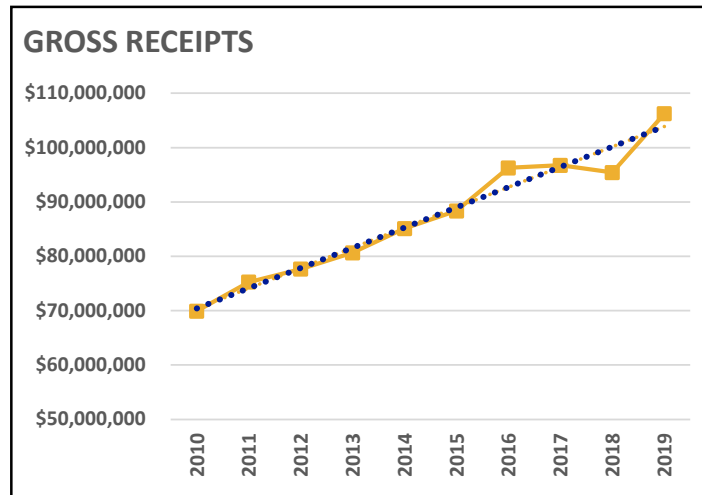
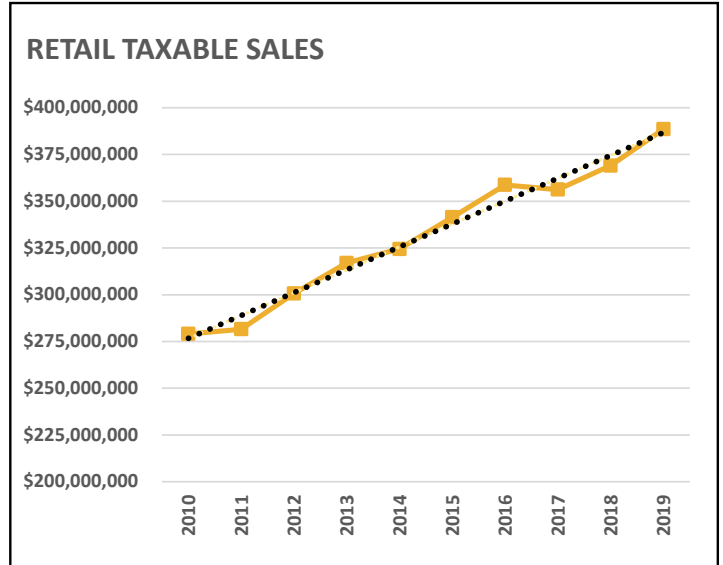
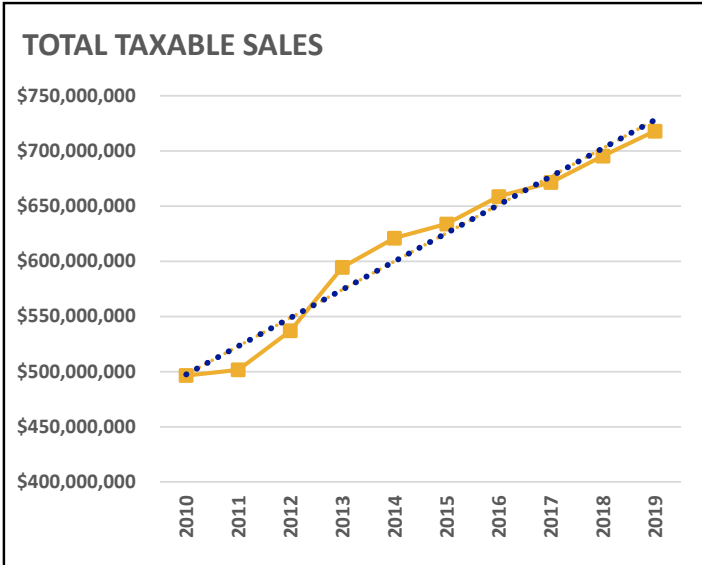
↓ Down 18.3% from 2019



Source: S.D. Dept. of Revenue

# SALES & CONSUMER SPENDING | HISTORICAL TRENDS

## Taxable Sales - Brookings City

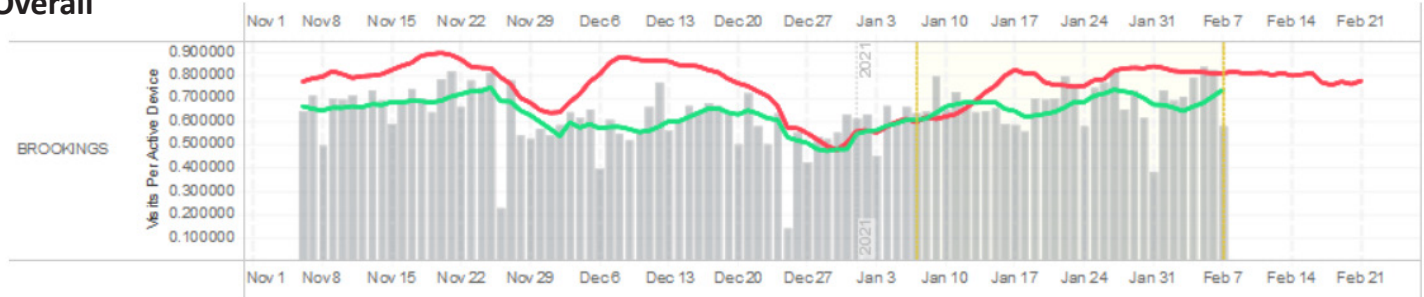


Source: S.D. Dept. of Revenue

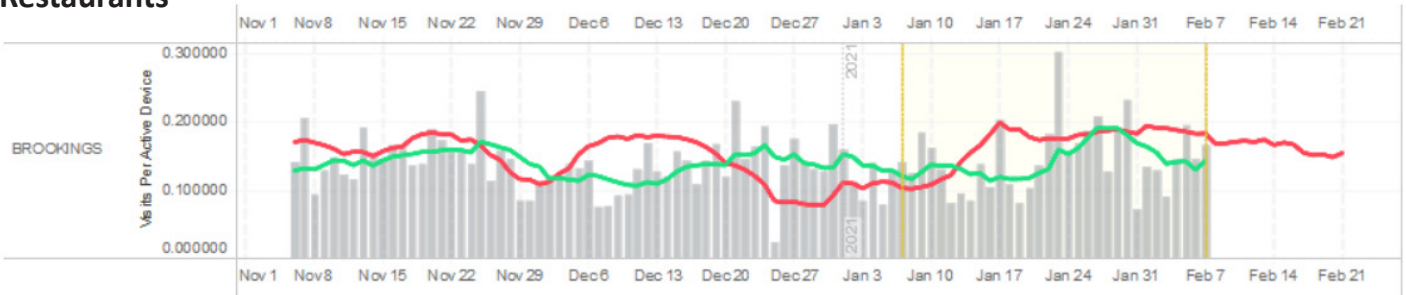
# CONSUMER TRAFFIC | MONTHLY UPDATES

The following graphs represent a statistical sampling of cell phones to show consumer behavior trends in 2020 versus 2019, gauging the impact that COVID-19 might be having on in-person visits to specific business categories.

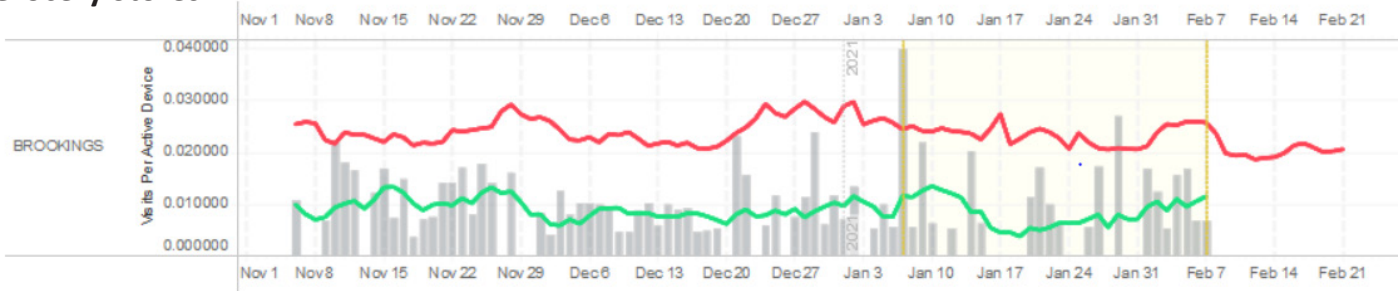
## Overall



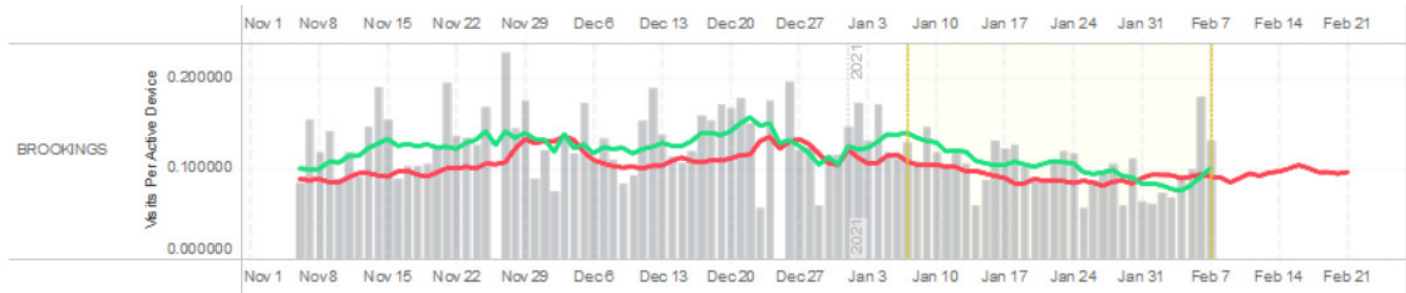
## Restaurants



## Grocery Stores



## General Merchandise



## Building Materials

